

EPAY Instructions:

- Visit our website – www.stlouisparking.com
- Click on “Pay Your Parking Bill” on the top right of the homepage.
- Choose the correct location code in the drop down menu under Access your US Bank E-Pay Account:

Access your US Bank E-Pay account:

Please select the proper location code from the drop down menu.

(Your location code and account number can be found on your invoice)

Please choose a location code. ▼	US Bank E-Pay
----------------------------------	---------------

- Click on the “US Bank E-Pay Button” – This will take you to the US Bank E-Pay Log In home screen.
- Enter User ID & Password, Click “Log In” – If new EPAY Customer, Click “Register” and follow instructions.

Welcome to the Electronic Payment System

Please enter your User ID and Password and click Log In.

[Forgot Your User ID?](#)

[Forgot Your Password?](#)

Log In

[Register](#)


[Pay Without Registering](#)


Make a Payment:


Make a Payment

My Payment


Parking Services

Account Number 

Re-Enter Location Code 

Invoice Number (Optional) 


Payment Information

Frequency 

Payment Amount

Payment Date Pay Now
 Pay on a future date

Payment Method

Saved Payment Methods  [Use a new payment account](#)

Email Address

- Enter Account Number, Location, Code, & Invoice Number in the Parking Services Box.

Payment Information – In the Frequency Drop down box it gives you the option to make a “One Time Payment” or set up a “Recurring Payment”

Frequency

Frequency Options

Payment Amount

Next Payment Date

Duration Continue for Payments

Continue until

Continue until cancelled

Edit a Recurring Payment:

Payment Method – Choose an already setup Bank account in the drop down menu or click “Use a new payment account” to set one up.

- Once Parking Services, Payment Information, and Payment Method boxes are completed click “Continue”
- Verify Payment & accept the “Terms and Conditions”, Click “Confirm”.
- Click on the “My Account” button on the top right.

My Account

[My Profile](#) | [Payment Methods](#) | [Scheduled Payments](#) | [Electronic Payment History](#)

[My Contact Information](#)

- Click on “Scheduled Payments” - This will show all recurring payments set up under the account.

Edit Recurring EPAY – Click “Edit”

	Last Payment Date	Next Payment Date	Amount	Status	Actions
s		02/26/2024	\$1.00	ACTIVE	Edit Stop
					First Previous 1 Next Last